

District Qualifier

Meet Results

Sep 26-27, 2015





Page: 1

Printed: 10/1/2015 9:23:46 AM

Women / 4 / Jr A

Session: 1

Judge's Signatures

Rank	Num	Name	Gym					AA
1	411	Lily Stringer	Flipnastics - 437	9.125	8.950	9.400	9.350	36.825
				2	5	2	1	1
2	408	Anna Powell	Champions West - 475	8.875	9.300	9.425	9.100	36.700
				3	2	1	3T	2
3	406	Avery Berger	Journey - 416	9.525	8.900	8.700	9.225	36.350
				1	7	6T	2	3
4	403	Sydney Alfaro	Crenshaw's - 405	8.800	9.000	8.900	9.100	35.800
				5	4	5	3T	4
5	404	Kiara Alcorn	Capital - 404	8.750	8.925	8.950	8.650	35.275
				6	6	4	6	5
6	415	Harper White	Crenshaw's - 405	8.425	9.375	8.250	8.700	34.750
				7	1	10	5	6
7	410	Claudia Salazar	Capital - 404	8.825	8.525	8.975	8.350	34.675
				4	8	3	10	7
8	414	Lucy White	Crenshaw's - 405	8.375	9.125	8.150	8.200	33.850
				8	3	11	11	8
9	413	Kelly Vance	Olympia Hills - 417	8.175	8.425	8.300	8.400	33.300
				9	9	9	9	9
10	407	Julia Meza	J & R - 445	7.950	8.200	8.700	8.150	33.000
				10	10	6T	12	10
11	412	Madison Bell	Texas Tumblers - 246	7.900	8.025	8.100	8.550	32.575
				11	11	12	8	11
12	405	Evelyn Gaskill	J & R - 445	7.825	6.700	8.450	8.600	31.575
				12	12T	8	7	12
13	401	Grace Cullison	GymAct - 428	6.900	6.700	6.950	6.800	27.350
				13	12T	13	13	13